

5204 Electromagnet



OVERVIEW

The 5204 electromagnet is a projected vector field magnet providing field of any orientation at a location above the magnet surface. It is intended for applications where the space around the working volume needs to be freely accessible. A clear path exists all the way through with $\text{\O}2.5\text{mm}$, this allows optical access from the beneath.

Custom pole extensions may be located on the pole faces in order to achieve desired field properties for a specific application. The 5204 can be mounted in any orientation and the light weight (2.5kg) allows the magnet to be integrated into dynamic applications such as wafer testing.

Features

- Projected Vector Field up to 0.3T
- Interchangeable Pole Extensions
- Small and Lightweight
- Any Mounting Orientation
- Up to 200Hz Operation

Applications

- Spintronic Devices
- Hall Effect Studies
- Magneto-Optical Studies
- Point Defect Research, Particularly Nitrogen-Vacancy Centers
- Biological Studies

GMW Associates

🌐 www.gmw.com

✉ sales@gmw.com

☎ +1-650-802-8292

📍 955 Industrial Road
San Carlos, California, USA

Model 5204 General Specifications

Mechanical

Dimensions	74mm W x 74mm D x 123.5mm H
Weight (excluding hoses and water)	2.5kg
Peak Operating Field	Br=±550mT, Bz=±140mT
Axial Viewing Port	Ø2.5mm
Routing of Water Hoses and Electrical Cables	base or side

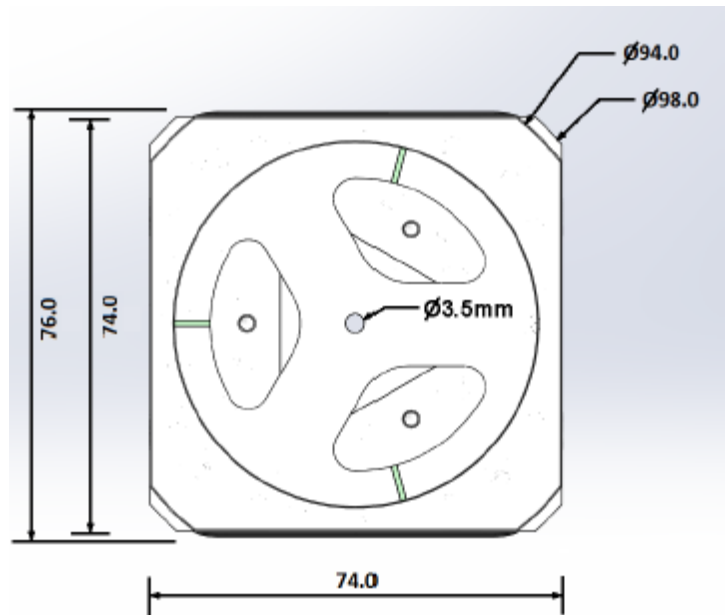
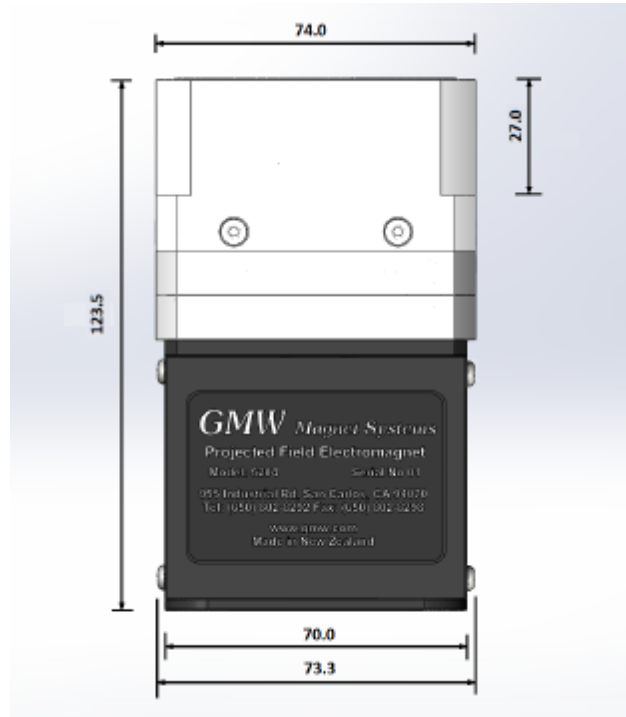
Coils (3 coils per magnet)

Resistance (20°C)	36.8mΩ
Max. Resistance (80°C)	45.2mΩ
Max. Continuous Current	62A
Max. Peak Current	100A
Max. Continuous Power	175W/coil
Max. Peak Power	450W/coil
Coil Inductance	127μH/coil
Water Cooling (supply 18°C @60psid)	8liters/min
Anticipate Max. Sinusoidal Frequency	200Hz

Safety

Over Temperature Interlock	Selco UP62-082C thermostat. Open circuit above 80°C coil temp
Water Flow	GEM FS380/168435 flow switch. 0.51liters/min

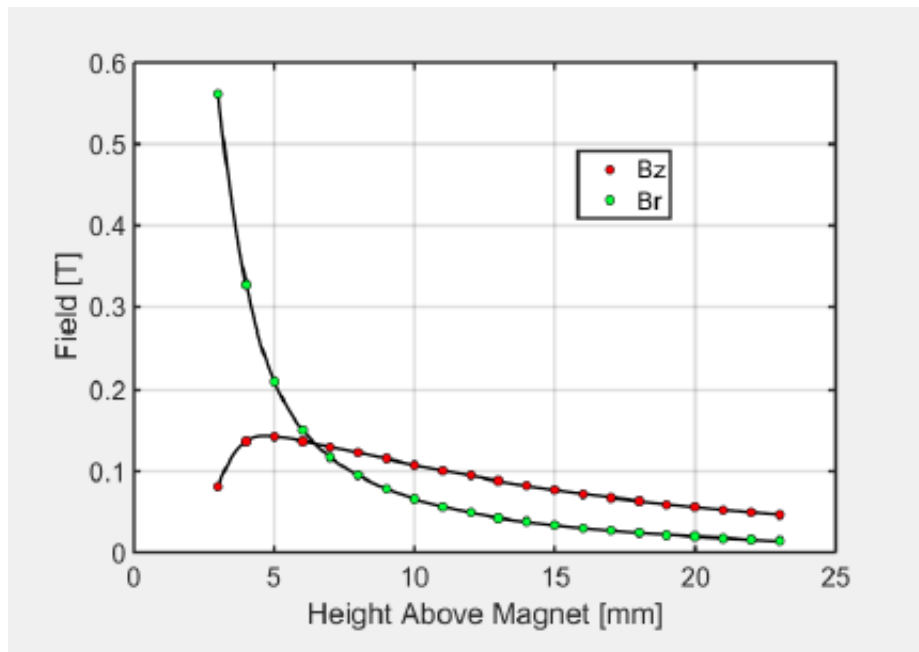
General Assembly



Magnet with 3mm Flux Plate

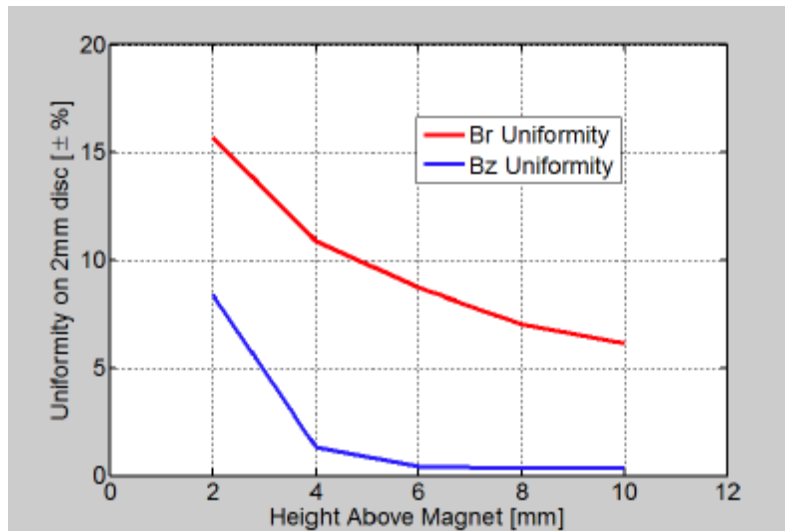


Field Strength Versus Height above Magnet (63A operation) Magnet fitted with 3mm Flux Plate



Note, Bz values are taken with all three coils equally energized so as to direct flux vertically. Br values are taken with one coil sourcing magnetic flux, one sinking magnetic flux and the other unpowered.

Field Uniformity on a $\varnothing 2\text{mm}$ Disc Versus Height Above Magnet



Application Note



Field is measured at 5mm above top of flux plate.

The magnet is fitted with the 3mm flux plate and the excitation curves for each of the three coils are calculated to provide a rotating field of 106 mT in plane at 5mm above the condenser plate. The field rotates at 200 Hz with very low ripple (~ 0.5 mT) and < 0.1 mT of Bz component.

To create a rotating in-plane field the three coils are excited by a waveform with 120° phase angle between each. The waveform is not an ideal sinusoid due to non-linear saturation effects. The residual ripple can be reduced by refinement of the applied waveform.

